

# LEAP

## ACCOUNTING

DEVELOPED BY LEOPARD GROUP - SOFTWARE DEVELOPING COMPANY

# CONTENTS

NO	TITLE	PAGE NO
1.	What is Leap Accounting?	3
2.	Why consider Leap Accounting?	4
3.	Portal	5
4.	Debtors Screen	6
	4.1. Blank Screen	6
	4.2. Capturing of details	7
5.	Invoicing	8
	5.1. Blank Screen	8
	5.2. Search Screen	9
	5.3. Features of the Invoicing screen	10-12
	5.4. Screenshot of a quotation	13
	5.5. Printing	14
	5.6. Search features	15
6.	Receipting	15
	6.1. Capturing of receipt against a debtor	16
	6.2. Processing a receipt against a debtor's payment	17
7.	Statements	18
	7.1. Running of statements	18
	7.2. Running of bulk statements to multiple customers	19

# CONTENTS

NO	TITLE	PAGE NO
8.	Audit Reports	20
9.	Trial Balance	21
10.	Age Analysis	22
	10.1. Description	22
	10.2. Live Screenshot	23
11.	Stock	24
	11.1. Capturing of stock	24
12.	Fixed Assets & Security Software Services	25
13.	Easy Management Services	26
14.	Transactions	27
15.	Benefits of Leap Accounting	28
16.	Latest Technologies	29
17.	Leopard Software Products	30
18.	Leopard Group Business Affiliations	31
19.	Contact Details	32

# LEAP ACCOUNTING

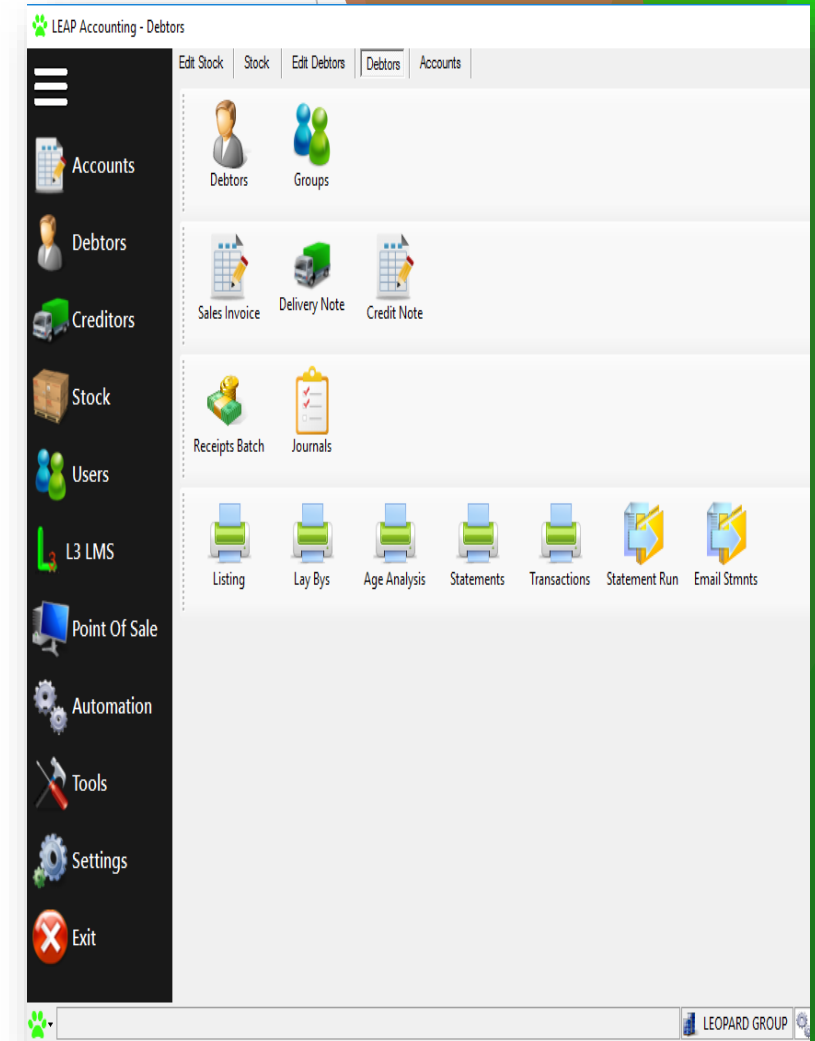
## 1. WHAT IS LEAP ACCOUNTING?

- Cost effective financial system which manages and records the day-to-day and Annual financial transactions of an organization.
- Leap Accounting allows you to keep track of expenses, income, and other activities
- Automatically generates billing for rendered services and products.
- These invoices are commonly created using ready-made templates, mostly professional-looking ones, which makes the process easier and advantageous to all types of businesses.
- For e.g. quotes, invoices, pro-forma invoices, statements etc.
- Multiples users can operate on one system within the business online / offline.
- Works in all types of businesses.

# LEAP ACCOUNTING

## 2. WHY CONSIDER LEAP ACCOUNTING?

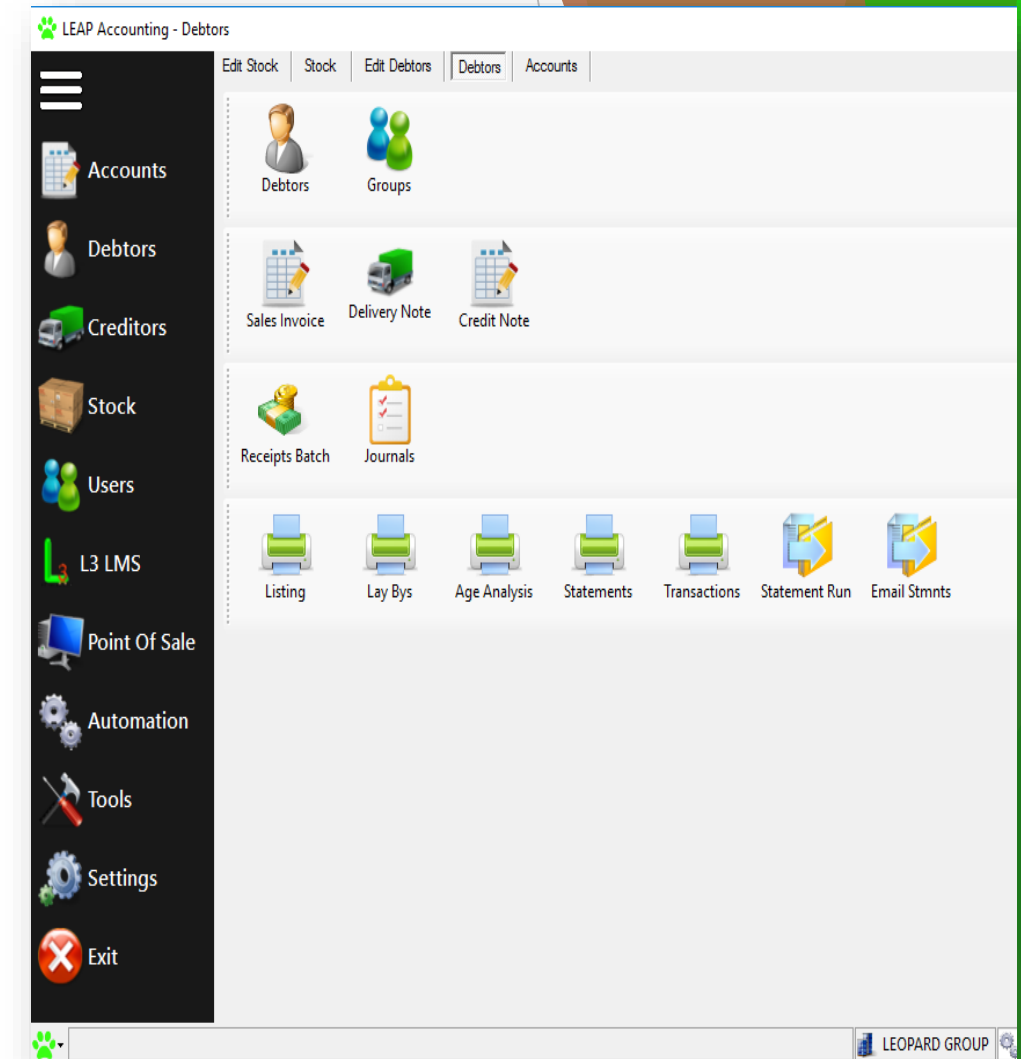
- Leap Accounting is a complete accounting system to complete all accounting transactions on a daily or annual basis.
- Works with many software products.
- No need to open different applications each time.
- Once a debtor is captured no need to duplicate into 2 systems.
- If a transaction is deleted in one system it is automatically deleted in LEAP. No need for duplications.
- Keeps to the rules of Basic Accounting Practices for e.g. one invoice to one debtor restricting processing to the correct GL accounts / account types / accurate allocations of cash book transactions. (EFTs, credits, cash payments etc.)
- This has been seen at multiple companies where a single invoice has been raised but linked to multiple debtor accounts thus creating data corruption.
- Provides tools to keep tabs on user activities, printing transactions, and any bank payments to eliminate fraud etc...
- It simplifies the relationship between the business and customer by maintaining the a debtor as an invoice.
- With our system we don't un-post or delete transactions but rather credit and re-invoice and use a hide from statement flag. This ensures that your sequence of numbers are retained for audit process.
- LEAP provides tools that reduces the turnaround time required to produce the annual financial statements and more features...



# LEAP ACCOUNTING

## 3. PORTAL

- Allows for the following Portal to capture all aspects
  - Accounts
  - Debtors /Creditors
  - Stock
  - Users
  - Settings to add bank details etc.
  - School fees capture
  - Sending of receipts
  - Statements to parents etc...
  - Sales invoices etc...
  - Credit notes / Delivery notes
  - Trial Balance
  - Audit Reports
  - Age analysis
  - Journals
  - And many more features
- Leap also has a Point of sale software (we offer POS software and hardware machines at an additional cost)



# LEAP ACCOUNTING

## 4. DEBTORS SCREEN

### 4.1. BLANK SCREEN

- Allows for capturing of the following:
- Debtors / Creditors / Receipts / Payments etc.
- Capturing of details
- Creating account numbers
- Personal details
- Physical / postal addresses
- Alternate contact details
- Identity numbers
- Group selections etc.
- Any more...

The screenshot shows the 'LEAP Accounting - Edit Debtors' window. On the left is a sidebar with icons for Accounts, Debtors, Creditors, Stock, Users, Point Of Sale, Automation, Tools, Settings, and Exit. The main window has tabs for 'Edit Debtors', 'Point Of Sale', 'Accounts', and 'Debtors'. The 'LEAP New Customer' form is open, showing the 'General' tab. The form includes fields for ID, Account, Company Name, SA ID Number, Passport Number, Physical Address, Postal Address, Contact Name, Contact Number, Contact Email, Mobile Number, COY Registration Number, Credit Limit, and Balance. The 'LEAP Accounting' logo and 'powered by Leopard' text are visible at the bottom.

EXAMPLE OF A BLANK SCREEN TO CAPTURE A DEBTOR OR CREDITOR

# LEAP ACCOUNTING

## 4. DEBTORS SCREEN

### 4.2. CAPTURING OF DETAILS

LEAP Edit Customer TEST DATABASE (Mrs M Gumede)

General Delivery Transactions

ID: 24054

Account Number: TEST DATABASE Group: ... Select Group ...

Title: Mrs Initials: M ☐ On Hold

Company Name or Surname: Mrs M Gumede

SA ID Number: Passport Number:

Physical Address: Po Box 1653 Postal Address:

Durban

KZN SA

0805556663

mgumede@testdatabase.uk

Postal Code: 4000 Postal Code:

Contact Name: Mrs M Gumede Accounts Contact:

Contact Number: 0805556663 Accounts Number:




Contact Email: mgumede@testdatabase.uk Accounts Email:

Mobile Number: WhatsApp Number:

COY Registration Number: Tax Number:

Credit Limit: 0.00 Balance: 0.00

LEAP Accounting powered by Leopard

EXAMPLE OF A DEBTORS SCREEN INCLUDING INFORMATION



# LEAP ACCOUNTING

## 5. INVOICING

### 5.1. BLANK SCREEN

- An invoice is a bill sent to a customer before or after they have already received a product or service.
- If a customer purchases something without paying immediately, you will send an invoice.
- An invoice sent to a customer is known as a sales invoice.
- You might also receive invoices from your vendors.

The screenshot displays the 'LEAP Invoice' application window. The title bar includes 'LEAP Invoice' and 'Counter Sales'. The interface is divided into several sections:

- Customer Information:** Fields for 'Customer:', 'Postal Address:', and an email icon.
- Invoice Details:** Fields for 'Invoice Number: \*1LEAPINV000566', 'Invoice Date: 2024-11-05', 'Order Number:', and 'Project: < Select Project >'.
- Table:** A table with columns: Line#, Mode, Item, Line Description, Units, Qty to Process, Sales Price, Line Tot (Excl), Tax, and Line Tot. (Incl). The table body is currently empty.
- Summary:** Fields for 'Total Quantity: 0.00', 'Total (Excl): 0.00', 'Total Tax: 0.00', and 'Total (Incl): 0.00'.
- Footer:** The 'LEAP' logo with 'Powered by LEOPARD' text, and a row of icons for 'New', 'Find/Open', 'Save', 'Print', 'Quote', 'Process', and 'Close'.

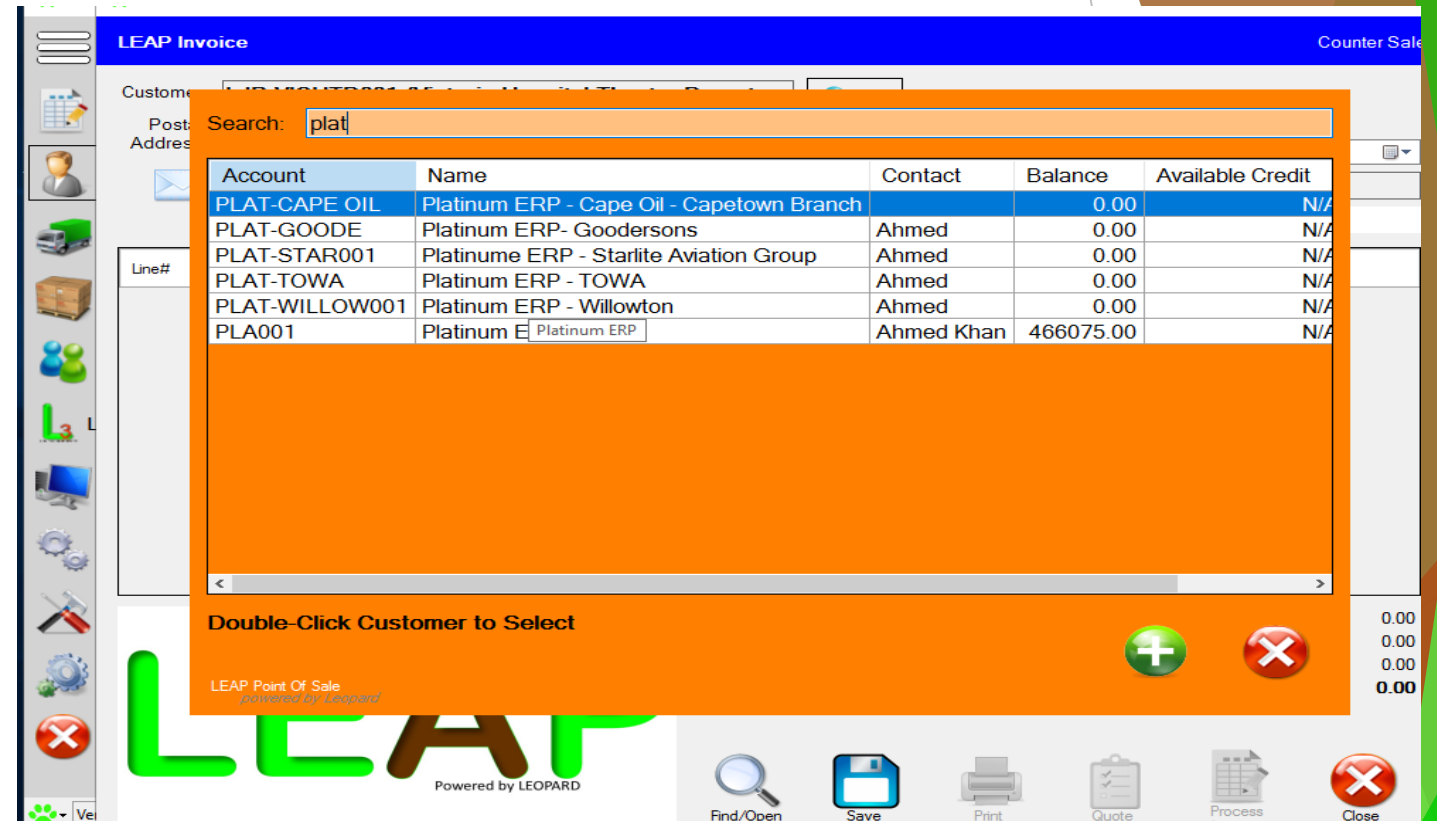
EXAMPLE OF BLANK INVOICING SCREEN TO CAPTURE - DETAILS OF A TRANSACTION

# LEAP ACCOUNTING

## 5. INVOICING

### 5.2. SEARCH SCREEN

- Allows to look for a debtor or creditor
- Before making an quote or invoice, suppliers invoice etc. you can search for the customer on the search features
- Search can be done via:
  - Name,
  - Surname,
  - Business Name,
  - Invoice/Quote Number Etc...



EXAMPLE OF THE SEARCH SCREEN

# LEAP ACCOUNTING

## 5. INVOICING

### 5.3. FEATURES OF THE INVOICING SCREEN

1. Select customer icon to choose
2. Customer's name
3. Customer's address
4. Invoice number
5. Year/month/date
6. Purchase order number
7. Projects
8. Alternate icon for creating A new invoice
9. Alternate icon for searching A quote / invoice
10. Generate A quote
11. Generate an invoice
12. Print button for invoice / quote
13. Save button
14. Close button

**LEAP Invoice**

Customer: **LJP-VICHTD001 (Victoria Hospital Theatre Departme**

Postal Address: 35 High Street  
Gandhinagar  
Tongaat  
4399

Select Customer

Line#	Mode	Item	Line Description	Units	Qty to Process	Sales Price	Line Tot (Excl)	Tax
-------	------	------	------------------	-------	----------------	-------------	-----------------	-----

Invoice Number: \*1LEAPINV000566

Invoice Date: 2024-11-05

Order Number:

Project: < Select Project >

Line Tot. 1.00

Total Quantity: 1.00

Total (Excl): 500.00

Total Tax: 0.00

Total (Incl): 500.00

New

Find/Open

Save

Print

Quote

Process Invoice

Close

# LEAP ACCOUNTING

## 5. INVOICING

### 5.3. FEATURES OF THE INVOICING SCREEN

1. Example of an item code for selection stock item / GL account / line note / cancel
2. Description lines to select item being purchased

**LEAP Invoice**

Customer: **TEST DATABASE (Mrs M Gumede)**

Postal Address: Po Box 1653  
Durban  
KZN SA  
0805556663  
mgumede@testdatabase.uk  
4000

Select Customer

Line#	Mode	Item / Account	Line Description	Units	Qty to Process	Sales Price	Line Tot (Excl)	Tax
1	Item	HARD-COMP (COMPUTER HARDWARE)	COMPUTER HARDWARE	EA (Each)	4.00	600.00	2 400.00	0.00
2	Item				0.00	0.00	0.00	0.00
3							1 200.00	0.00
4							250.00	0.00

Stock Item GL Account Line Note Cancel

1

**LEAP Invoice**

Customer: **TEST DATABASE (Mrs M Gumede)**

Postal Address: Po Box 1653  
Durban  
KZN SA  
0805556663  
mgumede@testdatabase.uk  
4000

Select Customer

Line#	Mode	Item / Account	Line Description	Units	Qty to Process	Sales Price	Line Tot (Excl)	Tax	Line Tot. (Incl)
1	Item	APP-ALF (Annual License Fee)	Annual License Fee	EA (Each)	1.00	3 500.00	3 500.00	0.00	3 500.00
2	Item				0.00	0.00	0.00	0.00	0.00

2

# LEAP ACCOUNTING

## 5. INVOICING

### 5.3. FEATURES ON THE INVOICING SCREEN

1. Example of how to adjust your lines in order by insert / delete / move up or down
2. Example of how to edit a description within a description note
3. Example of how to edit a description within a line note

The image displays three screenshots of the LEAP Accounting software interface, illustrating features for editing invoice lines. A green circle with the number '2' points to the first screenshot, and a green circle with the number '1' points to the third screenshot. A green circle with the number '3' is also present in the second screenshot.

**Screenshot 1 (Left):** Shows the main invoicing screen with a table of lines. A green circle with the number '2' points to the 'LineNote' column of line 2.

Line#	Mode	Item	Line Description	Units
1	Item	LEO-CMS (Crane Management Software)	Leopard Software	EA (Each)
2	LineNote	< Edit Line Notes >	Line Notes ...	EA (Each)
3	Item	SOF-INST (Installation Testing and Training)	Installation Testing an...	EA (Each)
4	LineNote	< Edit Line Notes >	Line Notes ...	EA (Each)
5	Item	LEO-TCS (Terms and conditions)	Terms and conditions	EA (Each)
6	LineNote	< Edit Line Notes >	Line Notes ...	EA (Each)

**Screenshot 2 (Middle):** Shows the 'Edit Line Notes' dialog box. A green circle with the number '3' points to the text area where the description can be edited.

**Screenshot 3 (Right):** Shows the main invoicing screen with a context menu open over line 1. A green circle with the number '1' points to the 'Move Up' option in the menu.

Line#	Mode	Item / Account
1	Item	HARD-COMP (COMPUTER HARDWARE)
		LEO-ANTIV (Antivirus)
		DATA (Data Recovery)

# LEAP ACCOUNTING

## 5. INVOICING

### 5.4. SCREEN SHOT OF A QUOTE

- Example of an A4 printed / PDF version of a quotation made on the system for a customer / supplier, once saved can be converted into an invoice.
- Customizable
- Includes all details on the top
- Details of the items purchased in the middle section
- Total and banking details at the bottom of the quote

**LEOPARD Group**  
FRONT-END Application Development / INTEGRATION Specialists  
Electronic Device Programming and Integrations / Financial Accounting Software  
Customized Software for all OS Platforms / ICT Support / Server Management  
Computer Hardware & Software Training / Biometrics / Road Camera Software  
and Installations etc...

We are here to make your lives much easier through the eyes of technology

**Quotation**  
**Quote No.** 231062  
**Date:** 2024-02-29  
**Order No.:**  
**Cashier:**  
**Till:**  
**Sales Rep:** Admin  
  
**Company Reg.:** 2019/357848/07  
**VAT Number:** N/A

**To:**  
**Account Number:** TEST DATABASE  
**Mrs M Gumede**  
Po Box 1653  
Durban  
KZN SA  
0805556663  
mgumede@testdatabase.uk  
4000  
**VAT Number:**

Item	Item Description	Quantity	Unit Price	Tax	Total (Incl)
APP-FREND	Front End App	1.00	12 500.00	0.00	12 500.00
	Front end Application				
BAR-ITEM	FRIDGE	1.00	5 500.00	0.00	5 500.00
LEO-NOTEBOOK	i3 Hp Notebook	1.00	4 500.00	0.00	4 500.00
LEO-TCS	Terms and conditions	0.00	0.00	0.00	0.00

We are a Software development company and should you need other services added to your application services that will be of benefit to the company please contact the 3rd party with all your queries. The charge of the module will be billed additionally.

- Booking the IT team to come through to the business premises takes from 24 to 48 hours depending on availability as bookings are always made in advance as we have to adhere to the time scheduled per customer that is already booked in advance. - Demodatabase is responsible to ensure the software on the computer is working and updated at all times. Please note the following are charged additionally - IT call outs are charged additionally. - Telephone support is free for the first 30 minutes. - Training per person per hour (Wednesday are set for Training, should a customer require a different day additionally travel fees apply). - New installations are charged additionally. - Termination of the contract results in a cancellation fee. Please feel to call us during working hours 9:00am to 4:30pm Mondays to Fridays. 0811111111 | accounts@demodatabase.co.za | support@demodatabase.co.za

Total (Excl)	22 500.00
VAT	0.00
Rounding	0.00
<b>Total (Incl)</b>	<b>R 22 500.00</b>

**Banking Details:**  
Account Name: LEOPARD  
Bank: FNB  
Account No.: 62835339921  
Reference: TEST DATABASE

Branch: 220329, Swift Code FIRNZAJJ  
Account Type: Current/Cheque

LEAP Accounting  
Powered by Leopard

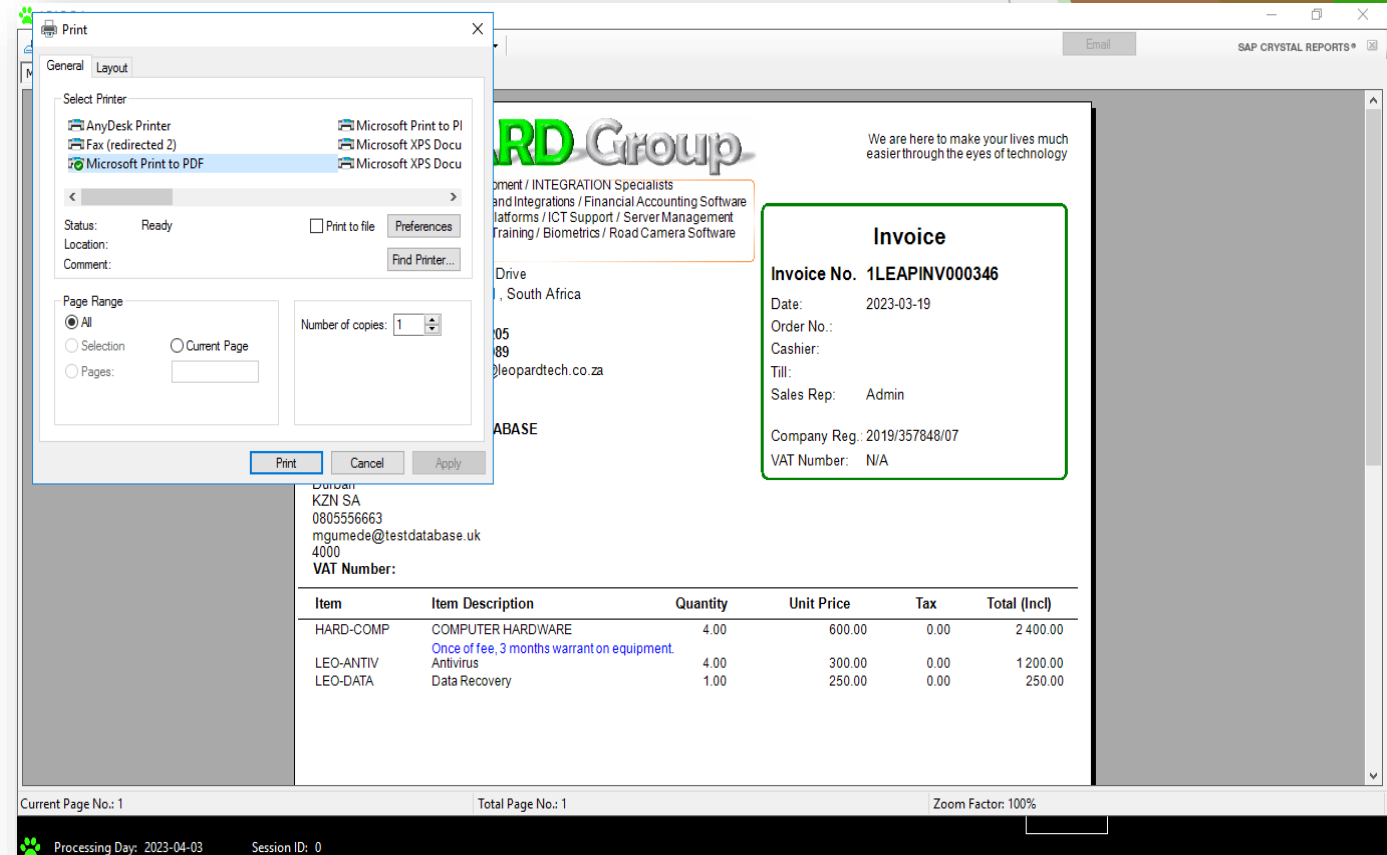
Document ID: 231062 2024-02-29 8:45:52

# LEAP ACCOUNTING

## 5. INVOICING -

### 5.5. PRINTING QUOTES/INVOICES ETC..

- Example of a where to go to print / save your quotation / invoice
- Once quote or invoice is printed and saved to your device, you may email or print a hard copy.



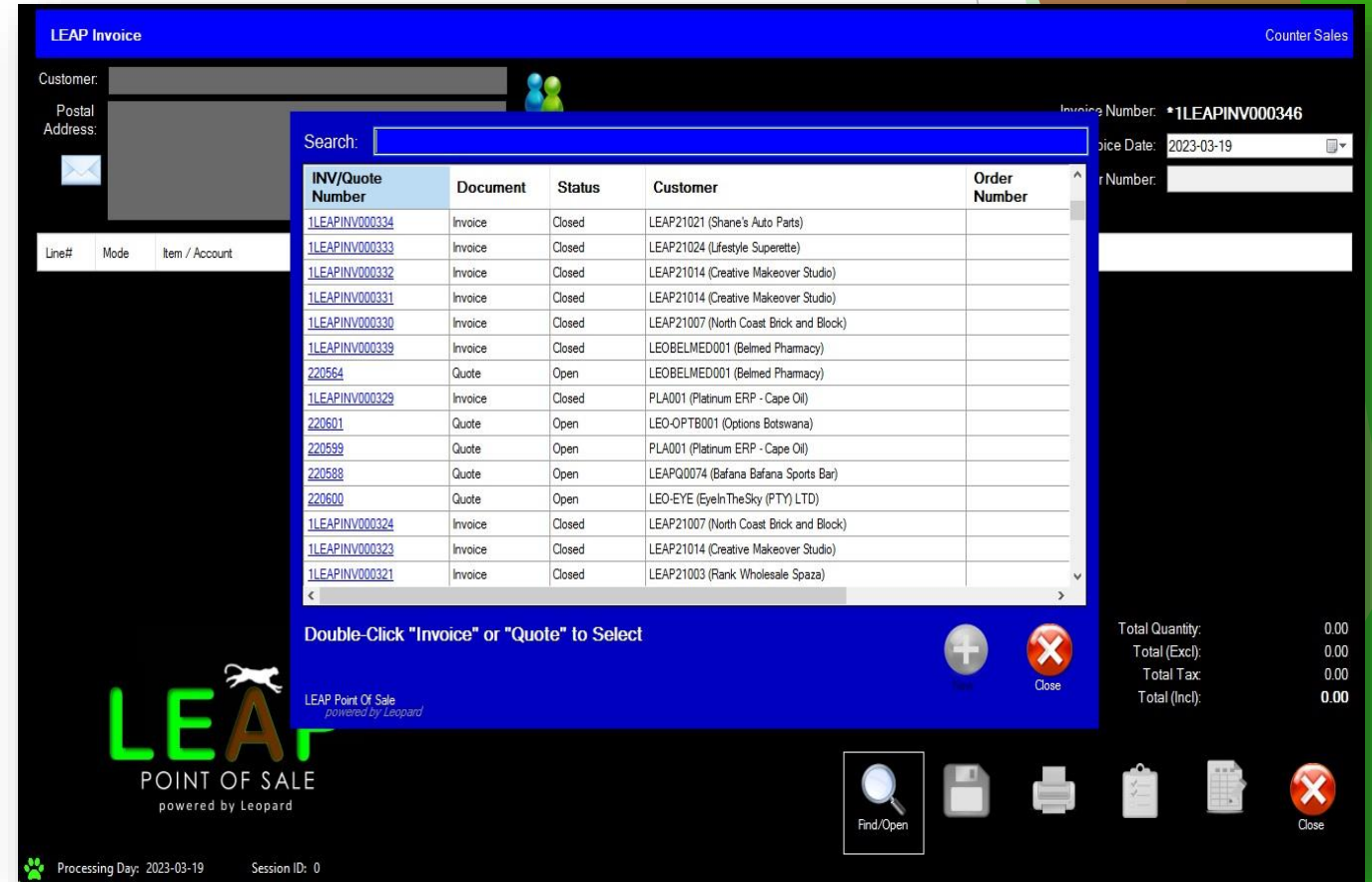


# LEAP ACCOUNTING

## 5. INVOICING

### 5.6. SEARCH FEATURES FOR EXISTING DOCUMENTS

- Example of the Search Feature for an existing quote or invoice



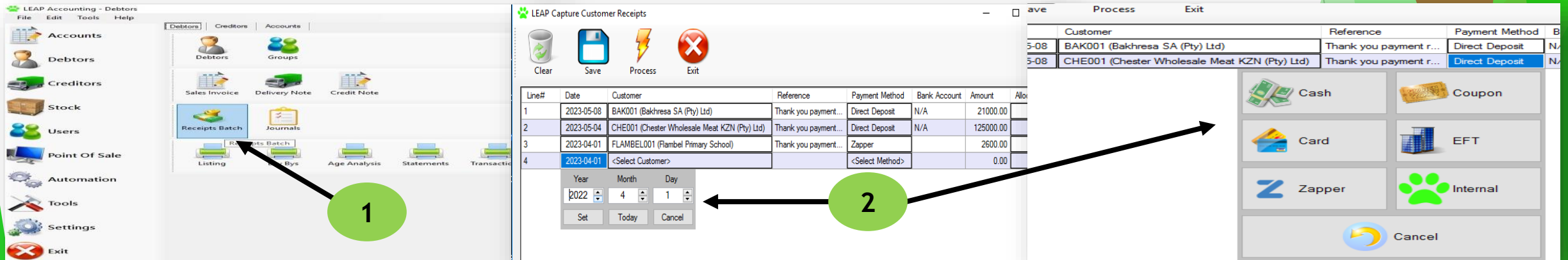


# LEAP ACCOUNTING

## 6. RECEIPTING

### 6.1. CAPTURING OF A RECEIPT AGAINST A DEBTOR

1. Click on receipts batch
2. Select date, debtor, payment date, amount and process
  - Payment automatically reflects on the statement
  - No need to use cash receipts or books



# LEAP ACCOUNTING

## 6. RECEIPTS

### 6.2. PROCESSING A RECEIPT AGAINST A DEBTORS PAYMENT

- Simple and easy way to capture your debtors / creditors
- School fees can be captured against a debtor
- Paperless service
- Comes with save features
- All information needed
- Fields can be customised to the environment
- All payment will automatically reflect on a statement.
- Etc...

The screenshot shows the 'LEAP Accounting - Debtors' application window. On the left is a sidebar with icons for Accounts, Debtors, Creditors, Stock, Users, Point Of Sale, Automation, Tools, Settings, and Exit. The main area displays the 'LEAP Capture Customer Receipts' dialog box. At the top of the dialog are buttons for Clear, Save, Process, and Exit. Below these is a table with the following data:

Line#	Date	Customer	Reference	Payment Method	Bank Account	Amount	Allocations
1	2022-09-29	CCTVNIPIILLAY (Nigel Pillay)	Payment Thank you	<Select Method>		1000.00	

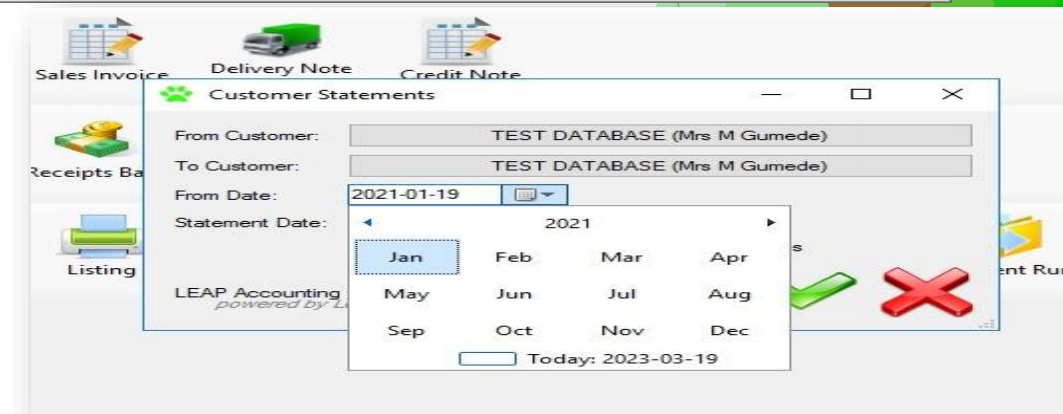
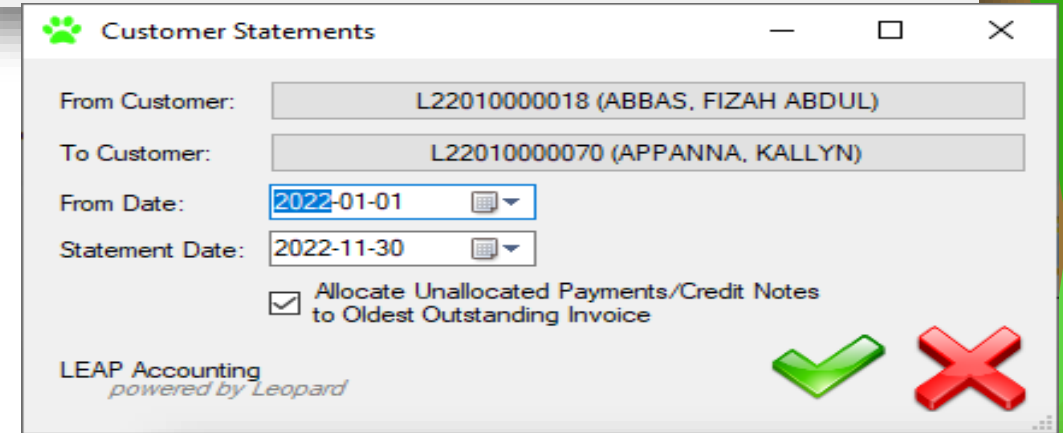
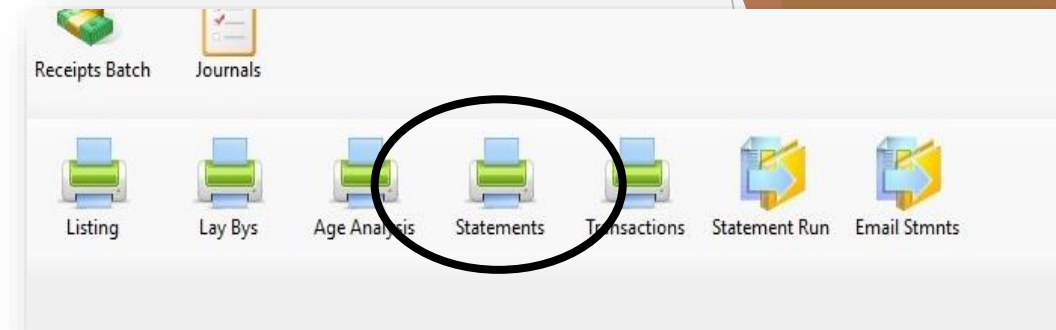
Below the table is a grid of payment method buttons: Cash, Coupon, Card, EFT, Zapper, and Internal. A Cancel button is at the bottom. At the bottom of the dialog, a note reads: '\*\*TAKE NOTE!\*\* These payments will not reflect on the Cash Up!'. The footer of the application window says 'LEAP Accounting powered by Leopard'.

# LEAP ACCOUNTING

## 7. STATEMENTS

### 7.1. RUNNING OF STATEMENTS

- Simple and easy system with the touch of a button to start the process.
- Click on the statement icon
- Just a touch of the buttons you can select the debtor, select time frame for the statement and click on the tick and a statement is automatically produced.
- Can be saved to the system and printed if needed
- Bulk statement run can be done with the capabilities of emailing



# LEAP ACCOUNTING

## 7. STATEMENTS

### 7.2. RUNNING OF BULK STATEMENTS TO MULTIPLE CUSTOMERS

- Statements can be customized with company details
- Statement shows payments of customers, amount owing etc...
- Institution bank details are shown at the bottom of the statement which has been blocked out on this screenshot due to the POPI Act.
- Statement runs can be done in one click to all customers.
  - All statements are linked to one statement run and sent in one click to all customers via email
  - Statements can also be printed.
- And many more features...

**LEOPARD GROUP**  
No2 Ncondo Place, Ridgeside Drive  
Umhlanga Ridge, Durban, KZN, South Africa

Telephone: +2732 084 0205  
Mobile: +2781 559 0989  
Email: accounts@leopardtech.co.za

To:  
Account Number: LEAP21624  
Lifestyle Superette  
Shop 2 332 Main Road  
Tongaat Durban  
KZN SA 4399

**Statement**

Date: 2023-10-01  
Amount Due: 489.00

Company Reg.: 2019/357848/07  
VAT Number: N/A

Date	Reference	Description	Debit	Credit	Balance
2023-09-14	1LEAPINV000254	Invoice	3 999.00		3 999.00
2023-09-19	1LEAPRCT000122	Payment Thank You		3 999.00	0.00
2023-12-01	1LEAPINV000292	Invoice	499.00		499.00
2023-12-01	1LEAPRCT000167	Payment Thank You		500.00	-1.00
2023-12-28	1LEAPRCT000168	Payment Thank You		500.00	-501.00
2023-01-04	1LEAPINV000302	Invoice	499.00		-2.00
2023-01-04	1LEAPINV000303	Invoice	499.00		-497.00
2023-01-04	1LEAPCRN000015	Credit Note		499.00	-2.00
2023-02-01	1LEAPINV000320	Invoice	499.00		-497.00
2023-02-01	1LEAPRCT000199	Payment Thank You		500.00	-3.00
2023-03-01	1LEAPINV000333	Invoice	499.00		-496.00
2023-03-01	1LEAPRCT000254	Payment Thank You		500.00	-4.00
2023-04-01	1LEAPINV000425	Invoice	499.00		-495.00
2023-04-01	1LEAPRCT000255	Payment Thank You		500.00	-5.00
2023-05-01	1LEAPINV000426	Invoice	499.00		-494.00
2023-05-01	1LEAPRCT000256	Payment Thank You		500.00	-5.00
2023-06-01	1LEAPINV000427	Invoice	499.00		-493.00
2023-06-01	1LEAPRCT000257	Payment Thank You		500.00	-7.00
2023-07-01	1LEAPINV000428	Invoice	499.00		-492.00
2023-07-01	1LEAPRCT000258	Payment Thank You		500.00	-8.00
2023-08-01	1LEAPINV000396	Invoice	499.00		-491.00
2023-08-01	1LEAPRCT000259	Payment Thank You		500.00	-9.00
2023-09-01	1LEAPINV000412	Invoice	499.00		-490.00
2023-09-01	1LEAPRCT000260	Payment Thank You		500.00	-10.00
2023-10-01	1LEAPINV000424	Invoice	499.00		-489.00

180 days 0.00 150 days 0.00 120 days 0.00 90 days 0.00 60 days 0.00 30 days 0.00 Current 489.00 Amount Due 489.00

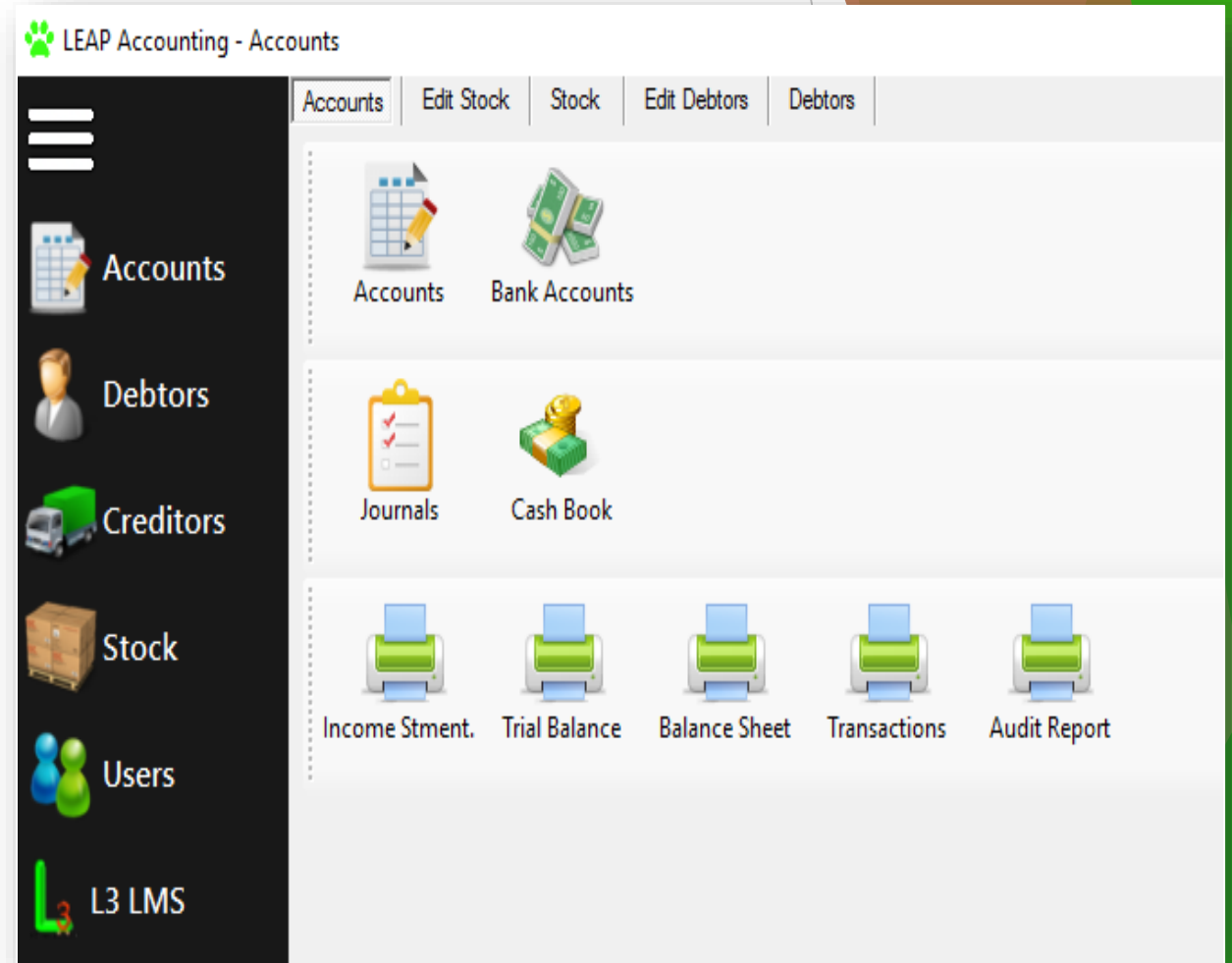
LEAP Accounting Powered by Leopard Page 1 of 1 2023-09-27 9:53:26

EXAMPLE OF A STATEMENT

# LEAP ACCOUNTING

## 8. AUDIT REPORTS

- Accounting features for all types of businesses to use such as:
  - Bank Accounts
  - Cash books
  - Journals
  - Trial balance
  - Audit Reports
  - Age Analysis
  - Etc...



# LEAP ACCOUNTING

## 9. TRIAL BALANCE

- Easy and simple at just the touch of your mouse
- Admin can access the server from anywhere to pull a trial balance or statement
- Print features which allows to save as PDF or print etc.

Trial Balance					
Flambel Primary School					
as at 2022-12-31					
Account	Description	Debit	Credit	PY Debit	PY Credit
1000-010	Income - School Fees Grade R		54 000.00		
1000-020	Income - School Fees Grade 1		76 000.00		
1000-030	Income - School Fees Grade 2		118 000.00		
1000-040	Income - School Fees Grade 3		100 000.00		
1000-050	Income - School Fees Grade 4		104 000.00		
1000-060	Income - School Fees Grade 5		115 000.00		
1000-070	Income - School Fees Grade 6		74 000.00		
1000-080	Income - School Fees Grade 7		106 000.00		
4320	Discount Allowed	7 000.00		2 300.00	
5200	Accumulated Profit	2 300.00			
7100	Receivables Control	1 123 378.71		720 453.71	
7800-010	Funding - Internal Fees Exempt	39 700.00			
8200-010	POS Control-Cash	112 125.00		13 700.00	
8400	Cash Float	220 400.00		21 450.00	
9500	Suspense		6 950.00		6 950.00
9550	Take on Suspense		750 953.71		750 953.71
Total		1 504 903.71	1 504 903.71	757 903.71	757 903.71

LEAP Accounting  
Powered by Leopard

Page 1 of 1

2022-12-12 15:12

EXAMPLE ON HOW TO EXTRACT A TRIAL BALANCE (LIVE SCREENSHOT)

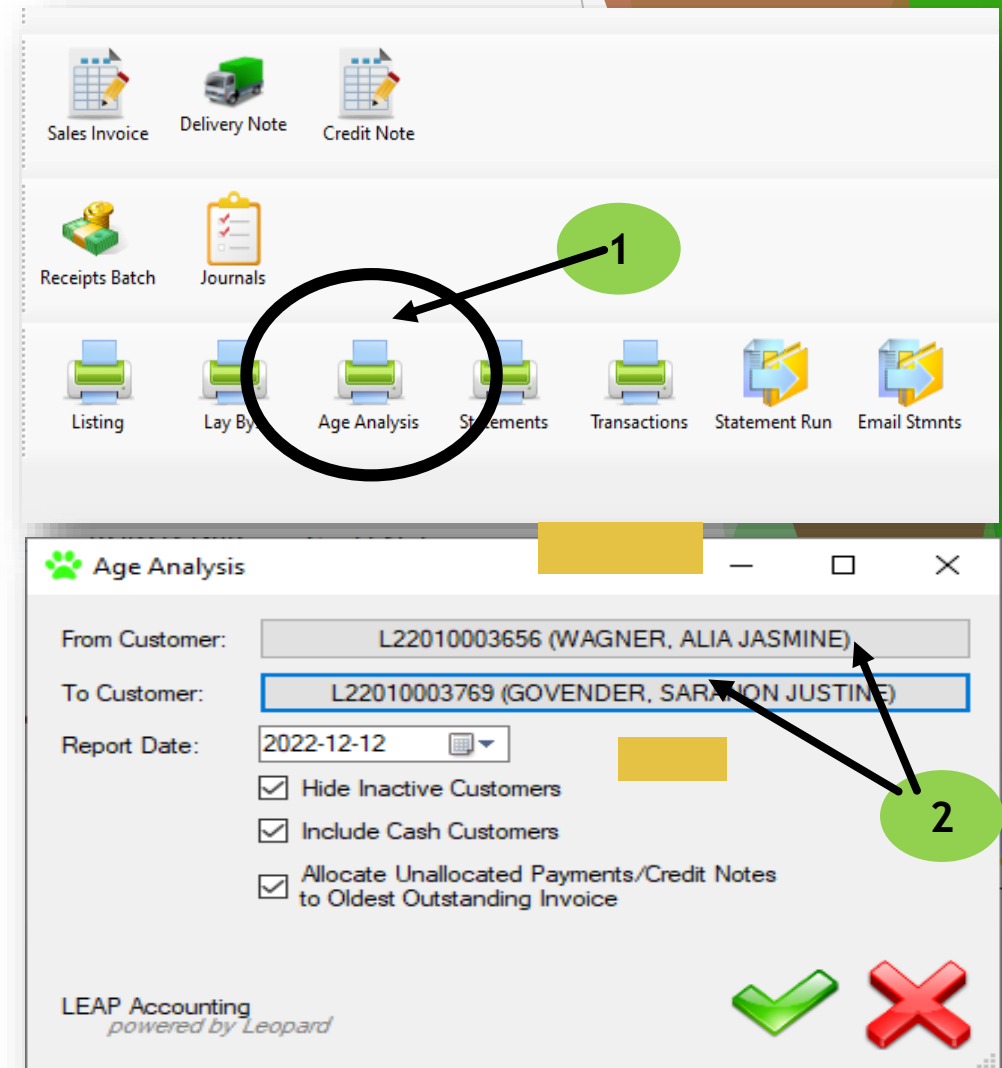


# LEAP ACCOUNTING

## 10. AGE ANALYSIS

### 10.1. DESCRIPTION

- Age analysis is simply a time-based analysis with reference to due date to determine either how much time is left until due date or how much time has passed since due date.
- Aging is a method used by accountants and investors to evaluate and identify any irregularities within a company's accounts receivables (ARs).
- Outstanding customer invoices and credit memos are categorized by date ranges, typically of 30 days, to determine how long a bill has gone unpaid.
- A listing of debtors' accounts (i.e. the amounts owing to a business), usually produced monthly, which analyses the age of the debts by splitting them into such categories as those up to one month old, two months old, and more than two months old.
- With our system it's as easy as clicking on the Age Analysis button and choosing the time period.
- Please note certain details have been blocked due to the Popi Act
  - **Step one:** click on the Age Analysis feature
  - **Step two:** Select from which Customer to which customer you would like to run the Age Analysis report.
  - **Step Three:** the Report is produced and you have an option to print to PDF (example on next page...)



# LEAP ACCOUNTING

## 10. AGE ANALYSIS

### 10.2. LIVE SCREENSHOT

LEAP Print

1 / 1

Email SAP CRYSTAL REPORTS®

Main Report

**Age Analysis**  
Flambe

Report Date: 2022/12/12

Account	Name	180 days	150 days	120 days	90 days	60 days	30 days	Current	Balance
CASH	Cash Sale								
L22010003656		2 000.00							2 000.00
L22010003670	XOLO, KWANELE RYAN SIBUSISO	3 400.00							3 400.00
L22010003682	XULU, LUNGELO LWAZI	5 650.00							5 650.00
L22010003694	XULU, MALWANDE	5 650.00							5 650.00
L22010003706	XULU, NZUZO PHELELANI	9 250.00							9 250.00
L22010003718	XULU, PHUMEZA	6 950.00							6 950.00
L22010003744	MOODLEY, JEREMY			1 000.00					1 000.00
L22010003758	RAMIAH, KITTANA ALEXIS	1 000.00							1 000.00
<b>Totals:</b>		<b>33 800.00</b>	<b>0.00</b>	<b>1 000.00</b>	<b>0.00</b>	<b>0.00</b>	<b>0.00</b>	<b>0.00</b>	<b>34 800.00</b>



# LEAP ACCOUNTING

## 11. STOCK

### 11.1. CAPTURING OF STOCK

1. STEP ONE -Entering Stock on the system - Click on the Stock icon
2. STEP TWO - new screen to add stock
3. STEP THREE - Screenshot of stock sheet / page to create new group / categories / new items

The screenshot illustrates the process of adding stock items in LEAP Accounting. It is divided into three numbered steps:

- Step 1:** The main menu bar at the top includes 'Stock', 'Edit Debtors', 'Debtors', and 'Accounts'. The 'Stock' icon, represented by a wooden crate, is highlighted with a green circle and an arrow pointing to it.
- Step 2:** The 'LEAP New Stock Item' form is displayed. It contains various input fields for 'Details' (Stock Code, Description, Product Code, Model Number, Category, Group), 'Point Of Sale' (Available On Point Of Sale, Button Description, PLU), and 'Pricing' (Costing Method, Cost Price, Sales Price). The 'Fixed' costing method is selected. A green circle with the number '2' and an arrow points to the 'PLU' field.
- Step 3:** The 'Stock' list table is shown. It has columns for 'Code', 'PLU', 'Name', and 'Button'. The table lists several items, including 'ADM-LEAPINV', 'ALF-LEAPPOS', 'APP-ALF', 'APP-FREND', 'APP-LEAP-1', 'APP-LEAP-2', and 'APP-LEAP-3'. A green circle with the number '3' and an arrow points to the 'APP-LEAP-1' row.

# LEAP ACCOUNTING – Works with other Leopard Products

## 12. FIXED ASSETS AND SECURITY SOFTWARE SERVICES

- Leap tracks fixed assets to their relative condition, asset value and depreciation. Maintains a register that is GRAP (Generally Recognized Accounting Practice) compliant.
- System Makes use of Bar Code Scanners for ease of use and more accurate tracking.
- SECURITY SOFTWARE SERVICE
  - Our solution incorporates security tools to manage EDUCATION FACILITIES security gateways or gates for incoming and outgoing stock and fixed assets movements. (Refer to GateX software on our company profile <https://leopardgroup.org.za> )
  - For e.g. a number of touch screen notebooks ordered at an institution and the delivery service delivered however the person who was in charge of collecting had no recollection. By having GateX system the order cannot be collected or dispatched without confirmation.
  - GateX allows for both parties to have a copy of the delivery and acceptance on a digital service. Necessary parties at the institute are alerted of delivery. This avoids loss of assets at the gate and both parties can account for the collection and delivery.
- And many other products within Leopard Group



# LEAP ACCOUNTING

## 13. EASY MANAGEMENT SERVICES

- LEAP provides ongoing contract and service level agreement management which includes contracts being signed digitally and maintained within the system. Services incorporates technologies and software tools to ensure the college policies are in line with the governments “Go green” policy to reduce the Institute’s carbon footprint. Reduces the loss of documentation, duplications and fraudulent copies. (Please refer to the DigiCo software on our company website <https://leopardgroup.org.za> ).
- Leap uses a well routed, stable and affordable accounting solutions
- Leap provides tools to management to make on the fly fixes to data without the need of costly consultant fees. These amendments will eliminate any misstatements made prior to the compilation of the AFS thus reducing any corrections to be made by the auditors. Inevitable reducing costs and the risk of qualifications. (Please refer to the Coherent software on our company website <https://leopardgroup.org.za> )
- Leap provides internal controls over transactions and the preparation of financial statements by use of Authorizations by the proper authorities within the institute.
  - For e.g. Procurement have mistakenly made multiple payments to suppliers for the same invoice.
  - Incorrect bank accounts have been used for payments (some cases fraudulent)
  - Cases where private purchases have been made because of the lack of authorizations.
- Payments made to suppliers without the invoice being fulfilled or service or goods been provided
- And many more...

# LEAP ACCOUNTING

## 14. TRANSACTIONS

- Leap provides a means of tracking and reducing duplications of transactions, documents, creditors and debtors payments. This includes the tracking of printed documents. (use of our Software application PAMs – Print Audit Monitor Software on our company website <https://leopardgroup.org.za> )
  - Example it has been seen at multiple facilities where multiple payments have been made to a singular bank account.
  - Debtors / Creditors have been registered more than once and have been receiving payments for both allocations.
  - Members were found to be collecting all funds on behalf of the others but not channeling the funds to the respective persons.
- With the use of PAMs (view on our company website <https://leopardgroup.org.za> )
  - You will be able to audit all documents that are printed (digitally or physical) and by which user.
  - Combination of a service and triggers, to monitor the printing of documents
  - Log which user printed or reprinted a document
  - GUI to view the log, with a few search tools.
- And many more other software features and options Leopard can provide an institution to eliminate theft.

# LEAP ACCOUNTING

## 15. BENEFITS OF LEAP ACCOUNTING

- Works directly within our products without integrations
- Single Database - hence no duplication or misrepresentation of transactions nor additional integrations.
- Cost Effective, Easy Installation, Offline Solution / Online Solution
- On-The-Fly Stock Addition - Should a stock item not exist, the system can be configured to allow the creation of stock on the fly. This allows the owner to create an extensive stock list, from the get go.
- Electronic Till printing - Can be saved as a PDF or printed or emailed
- Dynamic Pricing and Quantities - Allows for the edit of Price on any specific items. Prices captured for specific Service Types. Specials. Limited Time Offer. Minimum Quantities (stop Sale, as item might be required for a combo or manufacturing of another item).
- Auto Re-Order with level and default quantity to be ordered from specific preferred supplier (Auto-Email)
- Multiple Service Types - Counter Sales, Deliver, Part Delivery, Pick-Up, Stokvel, Lay By etc..
- Allows Negative Stock - Product Code and Model Number lookups, with Similar product lookups. Average, Last, Fixed and FIFO Costing Methods. Tax. Barcodes - Dynamic and Static - Packs and Break Downs. Groups and Categories
- And Many more...

# LEAP ACCOUNTING

## 16. LATEST TECHNOLOGIES

- Our solution works with the latest technologies in :
  - BARCODING,
  - BIOMETRICS AND
  - ARTIFICIAL INTELLIGENCE.
- Our support team has over 19 years' experience in the business environment and have been exposed to most known problems and inefficiencies. We have the necessary knowledge to resolve the problems in a timeous manner.
- Ours solution has a fully customizable meshing solution to other business.



# 17. LEOPARD SOFTWARE PRODUCTS



# 18. LEOPARD GROUP BUSINESS AFFILIATIONS



basic education  
Department:  
Basic Education  
REPUBLIC OF SOUTH AFRICA



**LEOPARD** Group

SOFTWARE DEVELOPING COMPANY

# Thank You

[sales@leopardgroup.org.za](mailto:sales@leopardgroup.org.za)

+2787 550 2576

+2781 559 0989

<https://leopardgroup.org.za>

OFFICIALLY A SAGE ISV PARTNER

<https://za-marketplace.sage.com/en-za/apps/120984/leap-point-of-sale>

Link to the Leap video:

[https://leopardgroup.org.za/software/leap/pos/leap\\_pos\\_video.mp4](https://leopardgroup.org.za/software/leap/pos/leap_pos_video.mp4)

